

storage

PRIME FILE FEATURES

- **THE LETTER “P” IN THE MODEL NUMBER DESIGNATES FULL PULL MODELS.**
- An earth friendly electrostatically applied coating protects the environment and provides a durable finish.
- Master keys and core keys are available; please contact your Global customer care representative.
- Five lateral file drawer configurations are available: two-high, three-high, four-high, five-high and six-high, all available in three height options (with the exception of the six-high cabinet which is available in letter-height only).
- **STANDARD LOCK BARS ARE ON BOTH SIDES OF CABINET PROVIDING INCREASED SECURITY.**
- A patented interlocking system prevents more than one drawer opening at a time to guard against tipping.
- An optional, fully-retractable posting shelf is available for five- and six-high lateral file cabinets to provide a convenient ledge.
- All drawer heights are based on a 1.6” module (the size of the posting shelf), then 3.2”, 4.8”, 6.4” to up to 16”.
- The interior construction of the case permits drawer reconfiguration or retrofit at any time.
- Full extension ball bearing suspension with built-in feature to prevent drawer bounce back and creepage.
- 14.4”H Openings (with receding doors) will accommodate letter, legal and A4 hanging folders, plus STANDARD THREE RING BINDERS.
- 13.6”H Openings (with fixed drawer fronts) will accommodate letter, legal and A4 hanging folders, plus EDP SUSPENDED DATA BINDERS.
- 11.2”H Openings (with receding doors or fixed drawer fronts) will accommodate letter, legal or A4 hanging file folders.
- **DRAWER FRONTS HAVE A WELDED REINFORCEMENT CHANNEL FOR ADDITIONAL STRENGTH.**
- Four adjustable leveling glides are easily accessible from inside the cabinet to assist in quick and proper installation, with 1” adjustment.
- Label holders are included with full pull fronts to clearly identify the contents of each drawer.
- All lateral file accessories are Grey, except for the divider plates and EDP adapters are Black.
- Side-to-side hanging file bars permit hanging letter-, legal- or metric-size files in side-to-side arrangements
- Front-to-back file bars permit hanging letter-, legal- or metric-size files in a front-to-back arrangement. They are shipped in packages of two.
- **Counterweights are required for all cabinets with pull-out drawers and cabinets not located directly under a worksurface.**
- For environmental certifications, please visit globalfurnituregroup.com
- Lifetime Warranty. (See Terms and Conditions)

STANDARD PAINT COLORS

Black (BLK)	Blizzard (BZD)	Charcoal (CHR)
Designer White (DWT)	Fog (FOG)	Nevada (NEV)
Silver (SIL)	Stone Dust (SDT)	Taupe (TPE)
Tungsten (TUN)*		

*10% upcharge applies.

PREMIUM PAINT COLORS**

Black Coffee (BKC)	Bone (BNE)	Business Grey (BGR)
Claret (CLT)	Dark Chocolate (DCH)	Desert Putty (DPT)
Grey (GRY)	Ice (ICE)	Ivory (IVR)
Light Grey (LGR)	Metro (ME)	Mocha (MCH)
Moss (MOS)	Navy (NVY)	Oyster (OYS)
Sky (SKY)	Stone (STN)	Storm Grey (SGR)
Tahiti Sand (TSA)	Willow (WIL)	

- **Extended lead times for premium paints apply. Contact Evolve Customer Support for details.
- Global matte paint finishes are available on most Evolve Storage pieces without an up charge regardless of quantities.
- All Mica and Metallic paint finishes will incur a minimum up charge of 10%.
- All non-standard paint finishes must be approved by Evolve prior to placing an order.

GENERAL WARRANTY INFORMATION

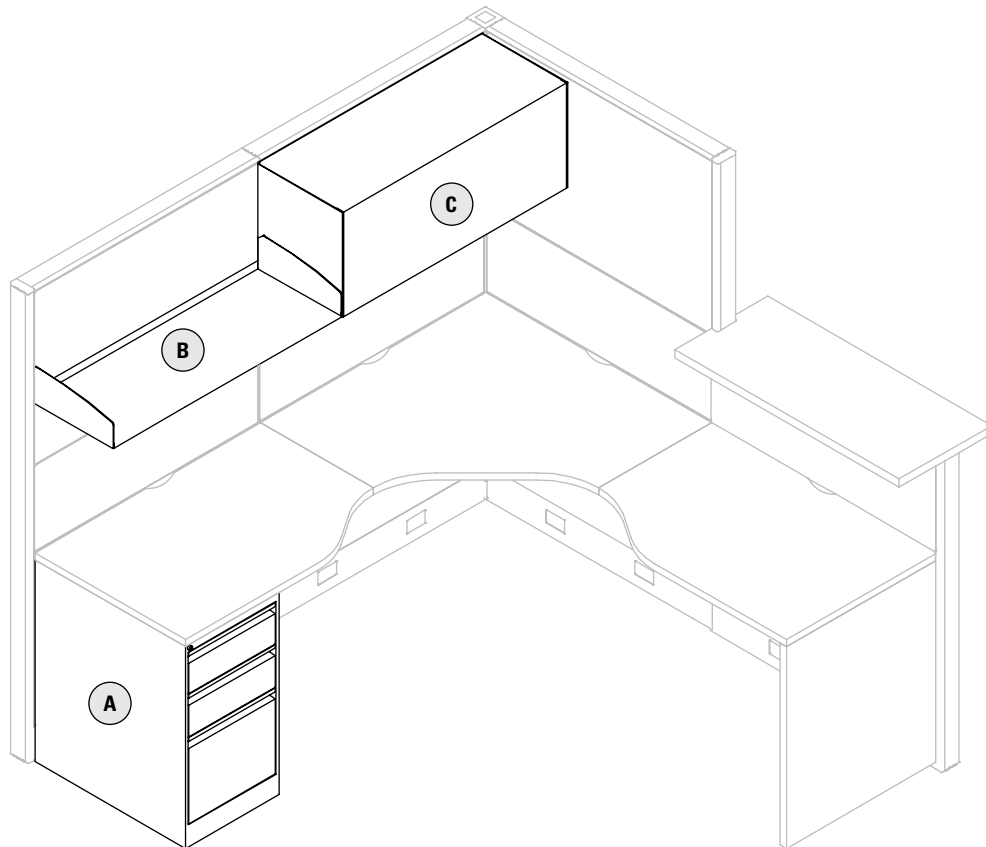
- Evolve warrants all components of metal storage and filing for the lifetime of the product to the original purchaser.



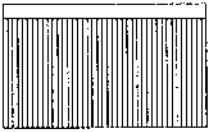




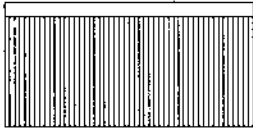









This page provides a three dimensional view of a sample configuration highlighting each storage component required when specifying this configuration.

Components

- A.** UUPFSBG Box, Box, File Pedestal
- B.** UUKSS Low-Profile Shelf
- C.** UULSF Overhead Flipper Door Storage Unit



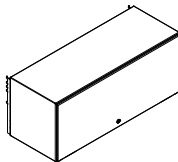
INTERIOR CLEAR OPENING WIDTH DIMENSIONS AND FILING CAPACITY

	Letter	Legal	EDP
<p>30" Wide Units side-to-side</p> <p>UULFA01 side-to-side file bars are included in standard product.</p>	 <p>Capacity - 26 ⁵/₈"</p>	 <p>Capacity - 26 ⁵/₈"</p>	 <p>Capacity - 26 ⁹/₁₆" Need ONE pair of EDPs.</p>
	<p>30" Wide Units front-to-back</p> <p>Not Standard See chart to order the correct number of UULFA0718 per drawer.</p>  <p>Prime - 30 ¹/₂" Need ONE pair of UULFA01 & UULFA0718</p>	 <p>Prime - 15 ¹/₄" + 10" side space Need ONE pair of UULFA01 & UULFA0718</p>	NOT AVAILABLE
	Letter	Legal	EDP
<p>36" Wide Units side-to-side</p> <p>UULFA02 side-to-side file bars are included in standard product.</p>	 <p>Capacity - 32 ⁵/₈"</p>	 <p>Capacity - 32 ⁵/₈"</p>	 <p>Capacity - 32 ⁵/₈" Need ONE pair EDPs.</p>
	<p>36" Wide Units front-to-back</p> <p>Not Standard See chart to order the correct number of UULFA0718 per drawer.</p>  <p>Prime - 30 ¹/₂" + 6 ¹/₂" side space Need ONE pair of ULFA02 & UULFA0718</p>	 <p>Prime - 30 ¹/₂" Need ONE pair of UULFA02 & UULFA0718</p>	NOT AVAILABLE
	Letter	Legal	EDP
<p>42" Wide Units side-to-side</p> <p>UULFA03 side-to-side file bars are included in standard product.</p>	 <p>Capacity - 38 ⁵/₈"</p>	 <p>Capacity - 38 ⁵/₈"</p>	 <p>Capacity - 38 ⁵/₈" Need ONE pair EDPs.</p>
	<p>42" Wide Units front-to-back</p> <p>Not Standard See chart to order the correct number of UULFA0718 per drawer.</p>  <p>Prime - 45 ³/₄" Need TWO pairs of UULFA03 & UULFA0718</p>	 <p>Prime - 30 ¹/₂" + 6 ¹/₂" side space Need TWO pairs of UULFA03 & UULFA0718</p>	NOT AVAILABLE



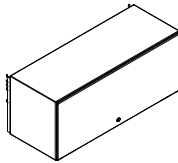
UULSF - OVERHEAD FLIPPER DOOR STORAGE UNIT

- Door retracts inside of cabinet.
 - Ships fully assembled.
 - Inside depth: 12.7".
- 54" and 60" wide models have two doors and two locks.
 - Lock is included.

	DESCRIPTION	PRODUCT CODE	LIST PRICE	DIMENSIONS/INCHES		
				H	D	W
	Overhead Flipper Door Storage Unit	UULSF1324	742	14.6	13.5	24
		UULSF1330	753	14.6	13.5	30
		UULSF1336	776	14.6	13.5	36
		UULSF1342	817	14.6	13.5	42
		UULSF1348	870	14.6	13.5	48
		UULSF1354	921	14.6	13.5	54
		UULSF1360	971	14.6	13.5	60

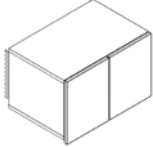
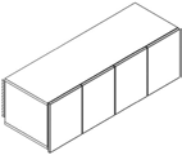
UULSF - OVERHEAD FLIPPER DOOR STORAGE UNIT

- Inside depth: 15.7".
 - Ships fully assembled.
- Door retracts inside storage unit.
 - 54" and 60" wide models have two doors and two locks.
 - Lock is included.

	DESCRIPTION	PRODUCT CODE	LIST PRICE	DIMENSIONS/INCHES		
				H	D	W
	Overhead Flipper Door	UULSF1624	983	14.6	16.5	24
	Storage Unit - Fully Assembled	UULSF1630	1007	14.6	16.5	30
		UULSF1636	1058	14.6	16.5	36
		UULSF1642	1125	14.6	16.5	42
		UULSF1648	1198	14.6	16.5	48
		UULSF1654	1266	14.6	16.5	54
		UULSF1660	1319	14.6	16.5	60

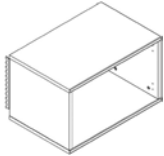
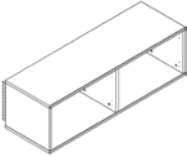
EVS4DOH - LAMINATE OVERHEAD WITH HINGED DOOR

- Inside height - 13".
 - Inside depth - 14".
 - Laminate storage cabinet, available in standard Evolve laminate finishes.
- Hardware included to mount unit on the panels.
 - Can be panel mounted or wall mounted.

	DESCRIPTION	PRODUCT CODE	LIST PRICE	DIMENSIONS/INCHES		
				H	D	W
	Laminate Overhead with Two Hinged Doors	EVS4DOH24	1283	14.5	16.5	24
		EVS4DOH30	1460	14.5	16.5	30
		EVS4DOH36	1550	14.5	16.5	36
		EVS4DOH42	1746	14.5	16.5	42
	Laminate Overhead with Four Hinged Doors	EVS4DOH48	1946	14.5	16.5	48
		EVS4DOH54	2428	14.5	16.5	54
		EVS4DOH60	2518	14.5	16.5	60
		EVS4DOH66	2639	14.5	16.5	66
		EVS4DOH72	2699	14.5	16.5	72

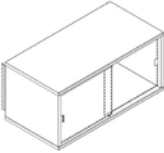

EVSOPOH - LAMINATE OVERHEAD OPEN

- Inside height - 13".
 - Inside depth - 14".
 - Laminate storage cabinet, available in standard Evolve laminate finishes.
- Hardware included to mount unit on the panels.
 - Can be panel mounted or wall mounted.

	DESCRIPTION	PRODUCT CODE	LIST PRICE	DIMENSIONS/INCHES		
				H	D	W
	Laminate Overhead without Divider	EVSOPOH24	885	14.5	16.5	24
		EVSOPOH30	980	14.5	16.5	30
		EVSOPOH36	1069	14.5	16.5	36
		EVSOPOH42	1160	14.5	16.5	42
	Laminate Overhead with Divider	EVSOPOH48	1374	14.5	16.5	48
		EVSOPOH54	1415	14.5	16.5	54
		EVSOPOH60	1505	14.5	16.5	60
		EVSOPOH66	1596	14.5	16.5	66
		EVSOPOH72	1686	14.5	16.5	72

EVSGDOH - LAMINATE OVERHEAD WITH SLIDING GLASS DOOR

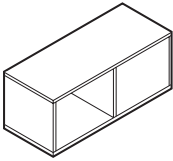
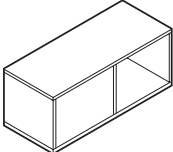
- Inside height - 13".
 - Inside depth - 12.5".
 - Laminate storage cabinet, available in standard Evolve laminate finishes.
 - Available in Tempered Frosted Glass only, with handle.
- Tracks for sliding glass available in Tungsten only.
 - Hardware included to mount unit on the panels.
 - Can be panel mounted or wall mounted.

	DESCRIPTION	PRODUCT CODE	LIST PRICE	DIMENSIONS/INCHES		
				H	D	W
	Laminate Overhead without Divider	EVSGDOH24	2558	14.5	16.5	24
		EVSGDOH30	2771	14.5	16.5	30
		EVSGDOH36	2956	14.5	16.5	36
		EVSGDOH42	3154	14.5	16.5	42
	Laminate Overhead with Divider	EVSGDOH48	3414	14.5	16.5	48
		EVSGDOH54	3617	14.5	16.5	54
		EVSGDOH60	3809	14.5	16.5	60
		EVSGDOH66	4093	14.5	16.5	66
		EVSGDOH72	4334	14.5	16.5	72



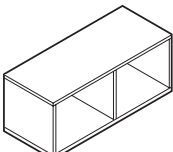
EVSDAOH - DUAL ACCESS OVERHEAD

- Inside dimensions 13"high x 13"deep.
- Laminate Overhead. Available in standard Evolve laminate finishes
- Top mount on panels.
- Dual Access Overhead Support Brackets to be ordered separately.

	DESCRIPTION	PRODUCT CODE	LIST PRICE	DIMENSIONS/INCHES		
				H	D	W
	Dual Access Overhead - Left	EVSDAOHL36	1127	15	14.125	36
		EVSDAOHL42	1224	15	14.125	42
		EVSDAOHL48	1279	15	14.125	48
		EVSDAOHL54	1377	15	14.125	54
		EVSDAOHL60	1430	15	14.125	60
	Dual Access Overhead - Right	EVSDAOHR36	1127	15	14.125	36
		EVSDAOHR42	1224	15	14.125	42
		EVSDAOHR48	1279	15	14.125	48
		EVSDAOHR54	1377	15	14.125	54
		EVSDAOHR60	1430	15	14.125	60

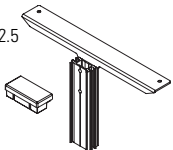
EVSDAOHOS - DUAL ACCESS OVERHEAD WITH OPENING TO ONE SIDE

- Inside dimensions 13"high x 13"deep
- Laminate Overhead
- Available in standard Evolve laminate finishes
- Top mount on panels
- Dual Access Overhead with both opening to one side
- Dual Access Overhead Support Brackets to be ordered separately

	DESCRIPTION	PRODUCT CODE	LIST PRICE	DIMENSIONS/INCHES		
				H	D	W
	Dual Access Overhead	EVSDAOHOS36	1182	15	14.125	36
		EVSDAOHOS42	1283	15	14.125	42
		EVSDAOHOS48	1341	15	14.125	48
		EVSDAOHOS54	1443	15	14.125	54
		EVSDAOHOS60	1502	15	14.125	60

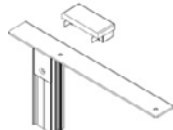
EVSDAOHBKTE - END OF RUN BRACKET

- Bracket supports dual access overhead on one side only
- Includes one bracket, aluminum insert and end of run plastic cap
- End of run plastic cap attaches to end of run trim
- Bracket available in standard Evolve paint finishes

	DESCRIPTION	PRODUCT CODE	LIST PRICE	DIMENSIONS/INCHES		
				H	D	W
	End of Run Single Bracket	EVSDAOHBKTE	101		6.5	12

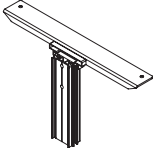
EVSDAOHCBKTER/L - END OF RUN CANTILEVER BRACKET

- Bracket supports dual access overhead on one side only
- Includes one bracket , aluminum insert and end of run plastic cap
- End of run plastic cap attaches to end of run trim
- Bracket available in standard Evolve paint finishes
- Bracket overhang to one side

	DESCRIPTION	PRODUCT CODE	LIST PRICE	DIMENSIONS/INCHES		
				H	D	W
	End of Run Single Bracket Right	EVSDAOHCBKTER	101	6.5	12	2.5
	End of Run Single Bracket Left	EVSDAOHCBKTEL	101	6.5	12	2.5

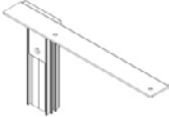
EVSDAOHBKTS - INLINE SINGLE BRACKET

- Bracket supports dual access overhead on one side only
 - Includes one bracket , aluminum insert and inline plastic cap
 - Inline plastic cap and top trim align
- Bracket available in standard Evolve paint finishes
 - Single clamps must be used when inline single bracket is used

DESCRIPTION	PRODUCT CODE	LIST PRICE	DIMENSIONS/INCHES		
			H	D	W
 Inline Single Bracket	EVSDAOHBKTS	101	6.5	12	2.5

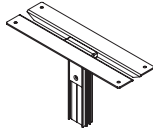
EVSDAOHCBKTSR/L - INLINE SINGLE CANTILEVER BRACKET

- Bracket supports dual access overhead on one side only
 - Includes one bracket , aluminum insert and inline plastic cap
 - Inline plastic cap and top trim align
- Bracket available in standard Evolve paint finishes
 - Bracket overhang to one side
 - Note: Single clamps must be used when inline single bracket is used

DESCRIPTION	PRODUCT CODE	LIST PRICE	DIMENSIONS/INCHES		
			H	D	W
 Inline Single Bracket Right	EVSDAOHCBKTSR	101	6.5	12	2.5
	EVSDAOHCBKTSL	101	6.5	12	2.5

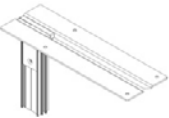
EVSDAOHBKTD - DOUBLE BRACKET

- Double Bracket supports sides of dual access overheads when overhead are side by side.
 - Includes two brackets, aluminum insert and plastic caps.
- Plastic caps installed between brackets
 - Brackets available in standard Evolve paint finishes.
 - Single clamps must be used when double bracket is used.

DESCRIPTION	PRODUCT CODE	LIST PRICE	DIMENSIONS/INCHES		
			H	D	W
 Double Bracket	EVSDAOHBKTD	200	6.5	12	4

EVSDAOHCBKTD - DOUBLE CANTILEVER BRACKET

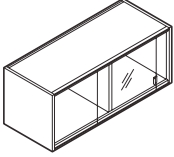
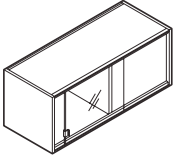
- Double Bracket supports sides of dual access overheads when overhead are side by side
 - Includes two brackets, aluminum insert and plastic caps
 - Plastic caps installed between brackets
- Brackets available in standard Evolve paint finishes
 - Bracket overhang to one side
 - Note: Single clamps must be used when double bracket is used

DESCRIPTION	PRODUCT CODE	LIST PRICE	DIMENSIONS/INCHES		
			H	D	W
 Double Bracket	EVSDAOHCBKTD	200	6.5	12	4



EVSSOH - TOP MOUNT KD OVERHEAD WITH SLIDING GLASS DOOR LEFT

- Inside dimensions 13"high x 13"deep.
- Laminate Side Walls and Divider, available in standard laminate finishes
- Metal Shelves and Back Wall, available in standard paint finishes
- Available in Temperate Frosted Glass only
- Tracks for sliding glass available in Tungsten only
- Top mount on panels
- Ready for quick assembly on site
- Top Mount Overhead Support Brackets to be ordered separately

	DESCRIPTION	PRODUCT CODE	LIST PRICE	DIMENSIONS/INCHES		
				H	D	W
	Top Mount KD Overhead - Left	EVSSOHL30	1234	15	15	30
		EVSSOHL36	1365	15	15	36
		EVSSOHL42	1502	15	15	42
		EVSSOHL48	1597	15	15	48
		EVSSOHL54	1693	15	15	54
		EVSSOHL60	1847	15	15	60
	Top Mount KD Overhead - Right	EVSSOHR30	1234	15	15	30
		EVSSOHR36	1365	15	15	36
		EVSSOHR42	1502	15	15	42
		EVSSOHR48	1597	15	15	48
		EVSSOHR54	1693	15	15	54
		EVSSOHR60	1847	15	15	60

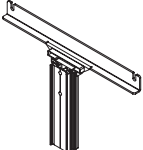
EVSSOHBKTEE - END OF RUN BRACKET

- Bracket supports Top mount KD overhead on one side only
- Includes one bracket , aluminum insert and end of run plastic cap
- End of run plastic cap attaches to end of run trim
- Bracket available in standard Evolve paint finishes

	DESCRIPTION	PRODUCT CODE	LIST PRICE	DIMENSIONS/INCHES		
				H	D	W
	End of Run Single Bracket	EVSSOHBKTE	101	7.5	12	1.5

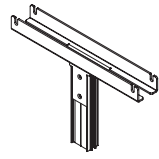
EVSSOHBKTS - INLINE SINGLE BRACKET

- Bracket supports Top mount KD overhead on one side only
- Includes one bracket , aluminum insert and inline plastic cap
- Inline plastic cap and top trim align
- Bracket available in standard Evolve paint finishes
- Single clamps must be used when inline single bracket is used

	DESCRIPTION	PRODUCT CODE	LIST PRICE	DIMENSIONS/INCHES		
				H	D	W
	Inline Single Bracket	EVSSOHBKTS	101	7.5	12	1.5


EVSSOHBKTD - DOUBLE BRACKET

- Double Bracket supports sides of Top Mount KD overheads when overhead are side by side
 - Includes two brackets, aluminum insert and plastic caps
- Plastic caps installed between brackets
 - Brackets available in standard Evolve paint finishes
 - Single clamps must be used when double bracket is used

DESCRIPTION	PRODUCT CODE	LIST PRICE	DIMENSIONS/INCHES		
			H	D	W
 Double Bracket	EVSSOHBKTD	200	7.5	12	2

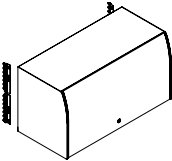
EVPIECH - 12 "H CHANNEL

- 12" channel to attach panel to side of center mount overhead
 - Attaches with wood screws to side of installed center mount overhead with laminate sides
- Includes 12 "H channel and connecting hardware

DESCRIPTION	PRODUCT CODE	LIST PRICE	DIMENSIONS/INCHES		
			H	D	W
 12" Channel	EVPIECH12	53	12	3	

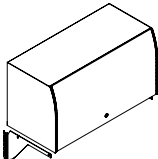
EVADA-PM - EASY-UP OVERHEAD STORAGE UNIT

- Panel Mounted Overhead Storage with metal sides and opaque door that retracts on top of the unit
 - Meets CSA B651 Barrier Free Design & ADA (American Disabilities Act).
 - 16" high units accept standard and A4 binders.
 - All shelves are reinforced for proper weight distribution.
 - Inside dimensions: 14.25" high x 12" deep.
- Unit includes attachment hardware, lock and mounting brackets. Back not included.
 - Not recommended for use with wall adapter.
 - Unit can be converted into an upmount unit in the field by using EVADAxxKIT.
 - Shipped partially assembled.
 - Available in standard Evolve paint colors only. Door made of opaque plastic.
**add 10% upcharge for Tungsten

DESCRIPTION	PRODUCT CODE	LIST PRICE	DIMENSIONS/INCHES		
			H	D	W
 Easy-Up Overhead Storage Unit	EVADA30PM	1317	16	14.2	30
	EVADA36PM	1420	16	14.2	36
	EVADA42PM	1516	16	14.2	42
	EVADA48PM	1618	16	14.2	48
	EVADA54PM	1721	16	14.2	54
	EVADA60PM	1819	16	14.2	60

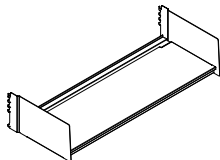
EVADA-UM - EASY-UP UPMOUNT OVERHEAD STORAGE UNIT

- Meets CSA B651 Barrier Free Design & ADA (American Disabilities Act).
 - 16" high units accept standard and A4 binders.
 - All shelves are reinforced for proper weight distribution.
 - Inside dimensions: 14.25" high x 12" deep.
- Unit includes attachment hardware, lock, mounting cantilevers and has a complete back.
 - Shipped partially assembled.
 - Available in standard Evolve paint colors only. Door made of opaque plastic.

	DESCRIPTION	PRODUCT CODE	LIST PRICE	DIMENSIONS/INCHES		
				H	D	W
	Easy-Up Upmount Overhead Storage Unit	EVADA30UM	1561	16	14.2	30
		EVADA36UM	1634	16	14.2	36
		EVADA42UM	1725	16	14.2	42
		EVADA48UM	1815	16	14.2	48
		EVADA54UM	1910	16	14.2	54
		EVADA60UM	2016	16	14.2	60

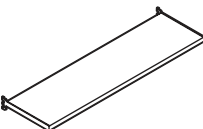
UUKSS - LOW-PROFILE SHELF

- 12" deep panel-mounted storage shelf with back lip.
 - Includes attachment hardware.
- Ships ready to assemble.

	DESCRIPTION	PRODUCT CODE	LIST PRICE	DIMENSIONS/INCHES		
				H	D	W
	Low Profile Shelf	UUKSS24	151	7.5	14.7	24
		UUKSS30	162	7.5	14.7	30
		UUKSS36	179	7.5	14.7	36
		UUKSS42	185	7.5	14.7	42
		UUKSS48	193	7.5	14.7	48
		UUKSS54	201	7.5	14.7	54
		UUKSS60	210	7.5	14.7	60

EVSLs - LAMINATED SHELF

- Laminated panel mounted wood shelf
 - Shelf thickness is 1".
- Available in LP only.
 - Includes attachment hardware.

	DESCRIPTION	PRODUCT CODE	LIST PRICE	DIMENSIONS/INCHES		
				H	W	D
	Laminated Shelf	EVSLS0818	232	1.125	18	8.5
		EVSLS0824	250	1.125	24	8.5
		EVSLS0830	269	1.125	30	8.5
		EVSLS0836	288	1.125	36	8.5
		EVSLS0842	311	1.125	42	8.5
		EVSLS0848	328	1.125	48	8.5

EVHV - SINGLE SLOTTED WALL ADAPTER

- To attach system components to a fixed wall. The vertical wall adapter is a “U” shaped channel with a vertical row of 1” slots on center.
- Mounting hardware not included. Mounting hardware selection to be based on wall material.
- Use of wall rack requires lower tooth of top hook on cantilever or shelf to be notched in the field.

- Available in standard paint colors.
- Shipped & priced per pair.

NOTE:

- Care should be taken to mount adapters only to wall studs using correct fasteners. Failure to do this may result in collapse of the unit and subsequent possible personal injury.

DESCRIPTION	PRODUCT CODE	LIST PRICE	DIMENSIONS/INCHES	
			D	H



Single Slotted Wall Track

EVHV01

99

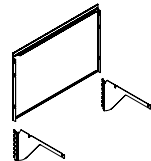
60

.5

EVADA-KIT - UPMOUNT CONVERSION KIT

- Converts an existing panel overhead storage unit EVADA-PM to an upmounted unit (EVADA-UM).
- When used on a 54” high panel, the top of the overhead will match the height of 66” high panels.
- Kit includes a back panel for the overhead and cantilevers.

DESCRIPTION	PRODUCT CODE	LIST PRICE	DIMENSIONS/INCHES		
			H	D	W



Upmount Coversion Kit

EVADA30KIT

279

16

30

2

EVADA36KIT

294

16

36

2

EVADA42KIT

310

16

42

2

EVADA48KIT

325

16

48

2

EVADA54KIT

339

16

54

2

EVADA60KIT

356

16

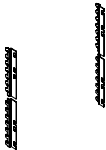
60

2

EVADAPMKIT - PANEL MOUNT CONVERSION KIT

- Converts an existing up mount overhead storage unit EVADA-UM to a panel mounted overhead storage unit EVADA-PM.
- Kit includes panel mounted brackets.

DESCRIPTION	PRODUCT CODE	LIST PRICE	DIMENSIONS/INCHES		
			H	D	W



Panel Mount Coversion Kit

EVADAPMKIT

66

16

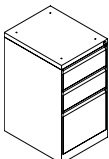
2

.5



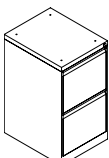
CS19XXBBF - WORKSURFACE SUPPORTING BOX/BOX/FILE 15" PEDESTAL

- Worksurface supporting, with predrilled holes in the top.
- Also available as freestanding with finished top.
- All drawer fronts feature a recessed, angled full pull.
- Pedestal height shown includes glide.
- Pencil tray and Lock included.
- File Bars are not included with Compile pedestals. To order file bars, use product code CSPEDHFB at \$32.00 each list.

	DESCRIPTION	PRODUCT CODE	LIST PRICE	DIMENSIONS/INCHES		
				H	D	W
	Worksurface Supporting Box/Box/File 15" Pedestal	CS1919BBF	588	27 5/8	18 5/8	15
		CS1923BBF	605	27 5/8	22 5/8	15
		CS1929BBF	686	27 5/8	29 5/8	15

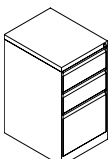
CS19XXFF - WORKSURFACE SUPPORTING FILE/FILE 15" PEDESTAL

- Worksurface supporting, with predrilled holes in the top.
- Also available as freestanding with finished top.
- All drawer fronts feature a recessed, angled full pull.
- Pedestal height shown includes glide.
- Lock included.
- File Bars are not included with Compile pedestals. To order file bars, use product code CSPEDHFB at \$32.00 each list.

	DESCRIPTION	PRODUCT CODE	LIST PRICE	DIMENSIONS/INCHES		
				H	D	W
	Worksurface Supporting File/File 15" Pedestal	CS1919FF	588	27 5/8	18 5/8	15
		CS1923FF	605	27 5/8	22 5/8	15
		CS1929FF	686	27 5/8	29 5/8	15

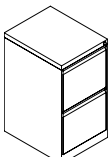
CS19FXXBBF - FREESTANDING BOX/BOX/FILE 15" PEDESTAL

- All drawer fronts feature a recessed, angled full pull.
- Pedestal height shown includes glide.
- Finished top.
- Counterweight, Pencil tray and Lock included.
- File Bars are not included with Compile pedestals. To order file bars, use product code CSPEDHFB at \$32.00 each list.

	DESCRIPTION	PRODUCT CODE	LIST PRICE	DIMENSIONS/INCHES		
				H	D	W
	Freestanding Box/Box/File 15" Pedestal	CS19F19BBF	605	27 5/8	18 5/8	15
		CS19F23BBF	623	27 5/8	22 5/8	15
		CS19F29BBF	701	27 5/8	29 5/8	15

CS19FXXFF - FREESTANDING FILE/FILE 15" PEDESTAL


- All drawer fronts feature a recessed, angled full pull.
- Pedestal height shown includes glide.
- Finished top.
- Counterweight and Lock included.
- File Bars are not included with Compile pedestals. To order file bars, use product code CSPEDHFB at \$32.00 each list.

	DESCRIPTION	PRODUCT CODE	LIST PRICE	DIMENSIONS/INCHES		
				H	D	W
	Freestanding File/File 15" Pedestal	CS19F19FF	605	27 5/8	18 5/8	15
		CS19F23FF	623	27 5/8	22 5/8	15
		CS19F29FF	701	27 5/8	29 5/8	15

CS19MPXXBBF - MOBILE BOX/BOX/FILE PEDESTAL

- All drawer fronts feature a recessed, angled full pull.
 - Pedestal height shown includes glide.
 - Finished top.
- Counterweight, Pencil tray, and Lock included.
 - File Bars are not included with Compile pedestals. To order file bars, use product code CSPEDHFB at \$32.00 each list.

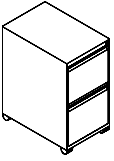
DESCRIPTION	PRODUCT CODE	LIST PRICE	DIMENSIONS/INCHES		
			H	D	W
Mobile Box/Box/File Pedestal	CS19MP19BBF	801	27 7/8	18 5/8	15
	CS19MP23BBF	843	27 7/8	22 5/8	15



CS19MPXXFF - MOBILE FILE/FILE PEDESTAL

- All drawer fronts feature a recessed, angled full pull.
 - Pedestal height shown includes glide.
 - Finished top.
- Counterweight and Lock included.
 - File Bars are not included with Compile pedestals. To order file bars, use product code CSPEDHFB at \$32.00 each list.

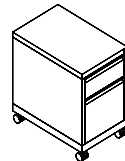
DESCRIPTION	PRODUCT CODE	LIST PRICE	DIMENSIONS/INCHES		
			H	D	W
Mobile File/File Pedestal	CS19MP19FF	801	27 7/8	18 5/8	15
	CS19MP23FF	843	27 7/8	22 5/8	15



CSMCPXXBFNC - MOBILE BOX/FILE PEDESTAL WITH 60MM CASTERS


- Mobile pedestal that includes one pencil tray.
 - Includes factory installed counterweight.
 - Lock is standard.
 - 60mm high castors.
- For use with pedestal seat cushion. See model below.
 - Casters do not lock.
 - File Bars are not included with Compile pedestals. To order file bars, use product code CSPEDHFB at \$32.00 each list.

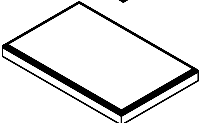
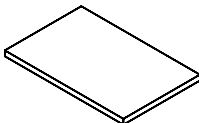
DESCRIPTION	PRODUCT CODE	LIST PRICE	DIMENSIONS/INCHES		
			H	D	W
Mobile Box/File Pedestal with 60mm Castors	CSMCP19BFNC	870	23.7/8	18.5/8	15
	CSMCP23BFNC	888	23.7/8	22.5/8	15



CSCUSH15 - PEDESTAL SEAT CUSHIONS

- Cushions will have single stitching at the seams.
 - Velcro included for quick attachment to pedestal file.
 - 1" Cushion will have a rectilinear design on all sides.
- 2" Cushion will have waterfall edges Front and Back.
 - Cushions are for use on CSMCPXXBFNC Mobile Pedestals.
 - Please choose a fabric from the standard cushion textiles on pages 94-96

	DESCRIPTION	PRODUCT CODE	LIST PRICE/GRADES																	DIM./INCH			YRDS
			1	2	3	4	5	6	7	8	9	10	11	12	13	14	15	16	17	H	D	W	
	Pedestal Seat	CSCUSH15X18-5/8X1	220	256	283	319	374	397	445	524	583	650	785	932	1037	1180	1367	1633	1901	1	18.625	15	1
	Cushions - 1" Thick	CSCUSH15X22-5/8X1	246	282	309	345	400	423	471	550	609	676	811	958	1060	1202	1389	1655	1924	1	22.625	15	1

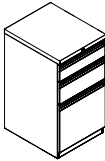


Pedestal Seat	CSCUSH15X18-5/8X2	243	278	303	341	397	420	468	545	605	671	805	955	1334	1523	1777	2131	2490	2	18.625	15	2
Cushions - 2" Thick	CSCUSH15X22-5/8X2	273	309	340	389	456	489	552	651	726	812	988	1174	1361	1551	1802	2158	2514	2	22.625	15	2



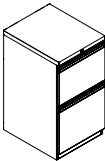
UUPFSBGXXP - PRIME SERIES BOX/BOX/FILE PEDESTAL - WORKSURFACE SUPPORTING

- Two box + one file drawer, locking pedestal.
- Top box drawer 4.8"H; middle box drawer 6.4"H; bottom file drawer 13.6"H (interior 12.5"H). -
- When selected in options, "1" makes the pedestal worksurface supporting, includes pre-drilled top holes for attaching to a worksurface.
- When selected in options, "2" includes a flush top for freestanding applications.
- Worksurface supporting peds can be specified without (NN) or with (W2) a counterweight.
- Freestanding pedestals can be specified without (NN), with concealed casters + counterweight (W1. Add (\$285) or with counterweight only (W2. Add \$240).
- To use as a worksurface supporting pedestal, please specify EVHPB5 separately.
- Pencil tray included top box drawer.
- Ships assembled one carton.

	DESCRIPTION	PRODUCT CODE	LIST PRICE	DIMENSIONS/INCHES		
				H	D	W
	Prime Series Box/Box/File Pedestal - Worksurface Supporting	UUPFSBG18P	771	28.2	18	15
		UUPFSBG22P	779	28.2	22	15
		UUPFSBG28P	862	28.2	28	15

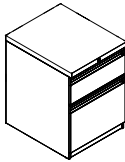
UUPFOFGXXP - PRIME SERIES FILE/FILE PEDESTAL

- Two file drawer, locking pedestal.
- Top file drawer 11.2"H (interior 10.6"H); bottom file drawer 13.6"H (interior 12.5"H).
- When selected in options, "1" makes the pedestal worksurface supporting, includes pre-drilled top holes for attaching to a worksurface.
- When selected in options, "2" includes a flush top for freestanding applications.
- Worksurface supporting peds can be specified without (NN) or with (W2) a counterweight.
- Freestanding pedestals can be specified without (NN), with concealed casters + counterweight (W1. Add \$285) or with counterweight only (W2. Add \$240).
- To use as a worksurface supporting pedestal, please specify EVHPB5 separately.
- Ships assembled one carton.

	DESCRIPTION	PRODUCT CODE	LIST PRICE	DIMENSIONS/INCHES		
				H	D	W
	Prime Series File/File Pedestal - Worksurface Supporting	UUPFOFG18P	771	28.2	18	15
		UUPFOFG22P	779	28.2	22	15
		UUPFOFG28P	862	28.2	28	15


UUPF0BFXXP - PRIME SERIES BOX/FILE PEDESTAL

- One box and one file drawer, locking pedestal.
- Freestanding pedestals can be specified without (NN) or with (W2) a counterweight.
- Freestanding pedestals can be specified without (NN), with concealed casters + counterweight (W1. Add \$285) or with counterweight only (W2. Add \$240).
- Pencil tray included in box drawer.
- Ships assembled one carton.

	DESCRIPTION	PRODUCT CODE	LIST PRICE	DIMENSIONS/INCHES		
				H	D	W
	Prime Series Box/File Pedestal	UUPF0BF18P	771	20.8	18	15
		UUPF0BF22P	779	20.8	22	15
		UUPF0BF28P	862	20.8	28	15

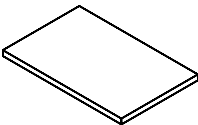
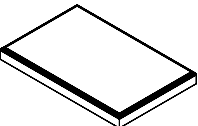
UUPW0BFXXP - MOBILE BOX/FILE PEDESTAL WITH 60MM CASTERS

- One box and one file drawer; locking mobile pedestal.
 - Pencil tray included in box drawer.
- 60mm casters, two locking/two non-locking.
 - Ships assembled one carton.

	DESCRIPTION	PRODUCT CODE	LIST PRICE	DIMENSIONS/INCHES		
				H	D	W
	Mobile Box/File Pedestal with 60mm Castors	UUPW0BF18P	932	23.3	18	15
		UUPW0BF22P	939	23.3	22	15
		UUPW0BF28P	1112	23.3	28	15


EVCUSHION15 - PEDESTAL SEAT CUSHIONS

- Cushions will have single stitching at the seams.
 - Velcro included for quick attachment to pedestal file.
 - 1" Cushion will have a rectilinear design on all sides.
- 2" Cushion will have waterfall edges Front and Back,
 - Cushions are for use on Prime Mobile Pedestals.
 - Please choose a fabric from the standard cushion textiles offering.

	DESCRIPTION	PRODUCT CODE	LIST PRICE/GRADES																	DIM./INCH			YRDS
			1	2	3	4	5	6	7	8	9	10	11	12	13	14	15	16	17	H	D	W	
	Pedestal Seat Cushions - 1" Thick	EVCUSHION15X18X1	220	259	287	329	387	415	468	553	620	691	841	1002	926	1051	1220	1457	1692	1	18	15	1
		EVCUSHION15X19X1	220	259	287	329	387	415	468	553	620	691	841	1002	926	1051	1220	1457	1692	1	19	15	1
		EVCUSHION15X22X1	246	286	315	355	416	441	494	581	646	719	867	1030	947	1074	1241	1476	1712	1	22	15	1
		EVCUSHION15X23X1	246	286	315	355	416	441	494	581	646	719	867	1030	947	1074	1241	1476	1712	1	23	15	1
		EVCUSHION15X28X1	325	376	408	467	545	582	651	767	854	954	1153	1368	1259	1427	1649	1963	2279	1	28	15	1
		EVCUSHION15X29X1	325	376	408	467	545	582	651	767	854	954	1153	1368	1259	1427	1649	1963	2279	1	29	15	1
	Pedestal Seat Cushions - 2" Thick	EVCUSHION15X18X2	243	282	309	349	408	437	490	576	642	713	861	1027	944	1071	1236	1474	1236	2	18	15	2
		EVCUSHION15X19X2	243	282	309	349	408	437	490	576	642	713	879	1027	944	1071	1236	1474	1236	2	19	15	2
		EVCUSHION15X22X2	273	312	340	382	440	468	523	606	673	744	894	1055	968	1095	1261	1497	1734	2	22	15	2
		EVCUSHION15X23X2	273	312	340	382	440	468	523	606	673	744	894	1055	968	1095	1261	1497	1734	2	23	15	2
		EVCUSHION15X28X2	362	410	445	502	582	619	688	803	890	990	1186	1400	1289	1455	1676	1990	2309	2	28	15	2
		EVCUSHION15X29X2	362	410	445	502	582	619	688	803	890	990	1186	1400	1289	1455	1676	1990	2309	2	29	15	2

EVHPB5 - PEDESTAL BRACKET

- Attaches to back edge of a pedestal and connects a pedestal to panel connector.
- Available in standard paint colors.

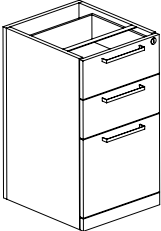
	DESCRIPTION	PRODUCT CODE	LIST PRICE	DIMENSIONS/INCHES		
				H		
	Pedestal Bracket	EVHPB5	39	11		



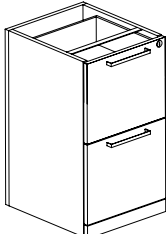
ALL PEDESTALS FEATURE

- Worksurface supporting pedestals are 28"h
- Pencil tray included with B/B/F pedestal
- Box drawer and file drawers mounted on full extension ball bearing slides
- All file drawers come with adjustable rails for legal or letter size hanging folders
- 1-Door pedestal comes handed left or right (handedness is determined by hinge side)
- 1-Door Pedestal includes one adjustable shelf
- Locks are standard on all units and match pull finish

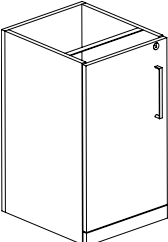
EVL2PBBF - BOX/BOX/FILE WORKSURFACE SUPPORTING PEDESTAL

	DESCRIPTION	PRODUCT CODE	LIST PRICE	DIMENSIONS/INCHES		
				H	D	W
	Box/Box/File Worksurface Supporting Pedestal	EVL2PBBF18	1113	28	18	15.5
		EVL2PBBF23	1231	28	23	15.5
		EVL2PBBF29	1289	28	29	15.5

EVL2PFF - FILE/FILE WORKSURFACE SUPPORTING PEDESTAL

	DESCRIPTION	PRODUCT CODE	LIST PRICE	DIMENSIONS/INCHES		
				H	D	W
	File/File Worksurface Supporting Pedestal	EVL2PFF18	1010	28	15.5	18
		EVL2PFF23	1150	28	15.5	23
		EVL2PFF29	1209	28	15.5	29


EVL2P1D - 1-DOOR WORKSURFACE SUPPORTING PEDESTAL

	DESCRIPTION	PRODUCT CODE	LIST PRICE	DIMENSIONS/INCHES		
				H	D	W
	1-Door Worksurface Supporting Pedestal	EVL2P1D18(L/R)	847	28	18	15.5
		EVL2P1D23(L/R)	936	28	23	15.5
		EVL2P1D29(L/R)	1033	28	29	15.5


ALL MOBILE PEDESTALS FEATURE

- Mobile pedestals with inset top are designed for use with cushion
- Pencil tray included with box drawer
- Box drawer and file drawers mounted on full extension ball bearing slides
- If file drawers come with adjustable rails for legal or letter size hanging folders

EVL2PBF - BOX/FILE MOBILE PEDESTAL W/STANDARD TOP

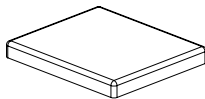
	DESCRIPTION	PRODUCT CODE	LIST PRICE	DIMENSIONS/INCHES		
				H	D	W
	Box/File Mobile Pedestal w/Standard Top	EVL2PBF20M	1420	22.69	20	15.5
		EVL2PBF24M	1420	22.69	24	15.5

EVL2PBF-MIT - BOX/FILE MOBILE PEDESTAL W/INSET TOP

	DESCRIPTION	PRODUCT CODE	LIST PRICE	DIMENSIONS/INCHES		
				H	D	W
	Box/File Mobile Pedestal w/Inset Top	EVL2PBF18MIT	1331	22	18	15.5
		EVL2PBF24MIT	1411	22	24	15.5

EVL PSTC - MOBILE PEDESTAL CUSHION (FOR USE WITH INSET TOP MOBILE PEDESTALS)

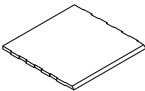
DESCRIPTION	PRODUCT CODE	LIST PRICE/GRADES																	DIM./INCH			YRDS
		1	2	3	4	5	6	7	8	9	10	11	12	13	14	15	16	17	H	D	W	
Mobile Pedestal Cushion	EVL PSTC1518	326	365	384	420	466	487	536	605	661	721	844	977	1143	1285	1456	1717	1979	1	15.5	18	1
	EVL PSTC1524	377	406	434	468	517	538	580	656	710	772	890	1027	1193	1329	1503	1758	2019	1	15.5	24	1



EVFELT03BC-PET PIECE FOR SHELF FOR PEDESTAL WITH CLOSED BACK

- PET piece for shelf for pedestal with closed back
- Front edge at 45 degree

DESCRIPTION	PRODUCT CODE	LIST PRICE	DIMENSIONS/INCHES		
			H	D	W

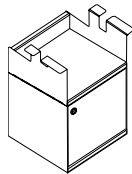


EVFELT03BC	45	12	12	.038
------------	----	----	----	------

EVSSPH12BF - CUBE STORAGE BF

- Hanging storage
 - Attaches to underside of worksurface
 - File interior dimensions: 11 7/8"H x 11 13/16"W x 10 7/16"D
 - Metal wire divider in file is 3-7/16" from side, can be installed either on the left or right side
- Configuration box/file with door
 - Includes lock
 - Shipped KD

DESCRIPTION	PRODUCT CODE	LIST PRICE	DIMENSIONS/INCHES		
			H	D	W

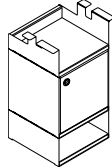


EVSSPH12BFKL	653	18.5	12	12
EVSSPH12BFKR	653	18.5	12	12

EVSSPH12BFB - CUBE STORAGE BFB

- Hanging storage
 - Attaches to underside of worksurface
 - File interior dimensions: 11 7/8"H x 11 13/16"W x 10 7/16"D
 - Metal wire divider in file is 3-7/16" from side, can be installed either on the left or right side
- Configuration box/file with door/box
 - Includes lock
 - Shipped KD

DESCRIPTION	PRODUCT CODE	LIST PRICE	DIMENSIONS/INCHES		
			H	D	W



EVSSPH12BFBKL	869	24	12	12
EVSSPH12BFBKR	869	24	12	12

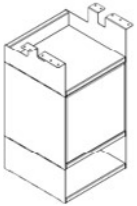
EVSSPH12BF - CUBE STORAGE BF

- Hanging storage
 - Attaches to underside of worksurface
 - File interior dimensions: 11 7/8"H x 11 13/16"W x 10 7/16"D
 - Metal wire divider in file is 3-7/16" from side, can be installed either on the left or right side
- Configuration box/file with door
 - Shipped KD

DESCRIPTION	PRODUCT CODE	LIST PRICE	DIMENSIONS/INCHES		
			H	D	W
	EVSSPH12BFL	563	18.5	12	12
	EVSSPH12BFR	563	18.5	12	12

EVSSPH12BFB - CUBE STORAGE BFB

- Hanging storage
 - Attaches to underside of worksurface
 - File interior dimensions: 11 7/8"H x 11 13/16"W x 10 7/16"D
 - Metal wire divider in file is 3-7/16" from side, can be installed either on the left or right side
- Configuration box/file with door/box
 - Shipped KD

DESCRIPTION	PRODUCT CODE	LIST PRICE	DIMENSIONS/INCHES		
			H	D	W
	EVSSPH12BFBL	781	24	12	12
	EVSSPH12BFBR	781	24	12	12

EVSSPH12B - CUBE STORAGE B

- Hanging storage
 - Attaches to underside of worksurface
- Configuration box
 - Shipped KD

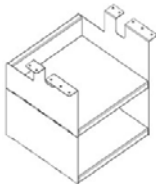
DESCRIPTION	PRODUCT CODE	LIST PRICE	DIMENSIONS/INCHES		
			H	D	W
	EVSSPH12B	219	11.5	12	12



EVSSPH12BB - CUBE STORAGE BB

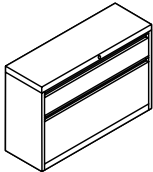
- Hanging storage
 - Attaches to underside of worksurface
- Configuration box/box
 - Shipped KD

DESCRIPTION	PRODUCT CODE	LIST PRICE	DIMENSIONS/INCHES		
			H	D	W
	EVSSPH12BB	435	17	12	12



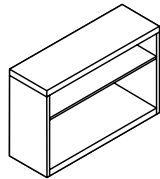
CS19XX-1X1FH - ONE 1/2 HEIGHT FIXED FRONT & ONE 12" FIXED FRONT LATERAL FILE

- 1/2 Height Box Drawer.
 - 1 Fixed Drawer Front.
 - Includes Lock.
- Lateral File Top is required when not installed under a worksurface.
 - Counterweights must be specified on lateral files with pull out drawers, unless worksurface supporting, ganged together or anchored to the floor or wall.

	DESCRIPTION	PRODUCT CODE	LIST PRICE	DIMENSIONS/INCHES		
				H	D	W
	One 1/2 Height Fixed Front & One 12" Fixed Front Lateral File	CS1930P-1X1FH	1328	21.1875	19.25	30
		CS1936P-1X1FH	1418	21.1875	19.25	36
		CS1942P-1X1FH	1506	21.1875	19.25	42

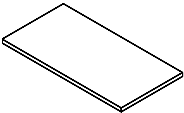
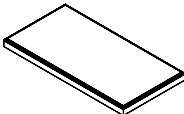
CS19XX-1XSND - ONE 1/2 HEIGHT OPEN SHELF & ONE 12" OPEN SHELF LATERAL CABINET

- 1/2 Height Open Shelf.
- Bottom Open Shelf.

	DESCRIPTION	PRODUCT CODE	LIST PRICE	DIMENSIONS/INCHES		
				H	D	W
	One 1/2 Height Open Shelf & One 12" Open Shelf Lateral Cabinet	CS1930-1XSND	666	21.1875	19.25	30
		CS1936-1XSND	757	21.1875	19.25	36
		CS1942-1XSND	843	21.1875	19.25	42

CSCUSH19 - LATERAL SEAT CUSHIONS

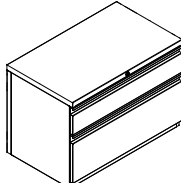
- Cushions will have single stitching at the seams,
 - Velcro included for quick attachment to lateral file.
 - 1" Cushion will have a rectilinear design on all sides.
- 2" Cushion will have waterfall edges Front and Back.
 - Please choose a fabric from the standard cushion textiles offering.

	DESCRIPTION	PRODUCT CODE	LIST PRICE/GRADES																	DIM./INCH			YRDS
			1	2	3	4	5	6	7	8	9	10	11	12	13	14	15	16	17	H	D	W	
	Lateral Seat Cushions - 1" Thick	CSCUSH19-25X30X1	401	446	481	530	605	638	705	809	889	979	1163	1358	1518	1710	1951	2306	2661	1	19	30	1
		CSCUSH19-25X36X1	416	461	496	547	620	653	720	824	904	994	1178	1372	1529	1720	1962	2317	2675	1	19	36	1
		CSCUSH19-25X42X1	431	475	511	560	634	667	733	836	917	1008	1191	1387	1466	1657	1902	2257	2613	1	19	42	1
	Lateral Seat Cushions - 2" Thick	CSCUSH19-25X30X2	445	490	525	574	649	682	747	850	931	1022	1205	1401	1478	1669	1914	2268	2626	2	19	30	2
		CSCUSH19-25X36X2	456	501	536	585	659	693	758	861	942	1033	1216	1412	1489	1678	1924	2277	2634	2	19	36	2
		CSCUSH19-25X42X2	473	518	553	604	677	710	775	881	959	1050	1233	1429	1500	1691	1933	2290	2645	2	18	42	2



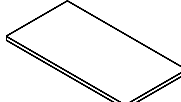

UULPS0F18XXP - ONE 1/2 HEIGHT FIXED FRONT & ONE 12" FIXED FRONT LATERAL FILE

- Fixed front drawers, top box drawer front 6.4"H (interior 5.2"H) bottom file drawer front 11.2"H (interior 10.8"H).
- Locking.
- Side to side hanging bars included.
- Ships assembled one carton

	DESCRIPTION	PRODUCT CODE	LIST PRICE	DIMENSIONS/INCHES		
				H	D	W
	One 1/2 Height Fixed Front & One 12" Fixed Front Lateral File	UULPS0BF1830P	1797	21	18	30
		UULPS0BF1836P	1871	21	18	36
		UULPS0BF1842P	1935	21	18	42

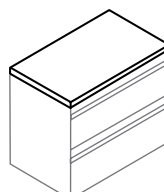
EVCUSHION18 - LATERAL SEAT CUSHIONS

- Cushions will have single stitching at the seams,
- Velcro included for quick attachment to lateral file.
- 1" Cushion will have a rectilinear design on all sides.
- 2" Cushion will have waterfall edges Front and Back.
- Please choose a fabric from the standard cushion textile offering.

	DESCRIPTION	PRODUCT CODE	LIST PRICE/GRADES																	DIM./INCH			YRDS
			1	2	3	4	5	6	7	8	9	10	11	12	13	14	15	16	17	H	D	W	
	Lateral Seat	EVCUSHION18X30X1	341	392	427	482	561	597	669	783	871	806	1169	1382	1270	1441	1659	1976	2292	1	18	30	1
	Cushions - 1" Thick	EVCUSHION18X36X1	379	430	467	521	601	637	709	822	908	1008	1207	1422	1636	1849	2127	2528	2925	1	18	36	1
		EVCUSHION18X42X1	405	456	492	547	627	662	735	848	935	1035	1234	1450	1324	1495	1711	2026	2341	1	18	42	1
	Lateral Seat	EVCUSHION18X30X2	1416	425	458	515	595	632	701	816	904	1003	1203	1416	1300	1467	1686	2002	2316	2	18	30	2
	Cushions - 2" Thick	EVCUSHION18X36X2	420	471	506	560	641	677	748	861	948	1049	1249	1461	1675	1890	2163	2564	2964	2	18	36	2
		EVCUSHION18X42X2	420	471	506	560	641	677	748	861	948	1049	1249	1461	1357	1525	1740	2057	2371	2	18	42	2


EVT - LATERAL FILE TOPS

- Note the following abbreviations:
T = Thermally-Fused Laminate and H = High Pressure Laminate.
- Available in standard Evolve finishes.

	DESCRIPTION	PRODUCT CODE	LIST PRICE		DIMENSIONS/INCHES		
			LP	HP ADD	H	D	W
	Lateral File Tops	EVT1830	175	71	1	18	30
		EVT1836	198	83	1	18	36
		EVT1842	239	129	1	18	42
		EVT1860	323	234	1	18	60
		EVT1872	380	247	1	18	72
		EVT1884	530	183	1	18	84
		EVT1890	572	206	1	18	90
		EVT18108	691	267	1	18	108


CS19XXP - 2F12 - LATERAL FILES - 2 DRAWERS WITH COUNTERWEIGHT

- Counterweight is standard. Two fixed front drawers.
 - Side-to-side hanging file bars included.
 - Drawers are 12.25" high.
- File cannot be used to store standard three ring binders.
 - Lock included.

	DESCRIPTION	PRODUCT CODE	LIST PRICE	DIMENSIONS/INCHES		
				H	D	W
	Lateral Files - 2 Drawers with Counterweight	CS1930P-2F12	1054	27.14	19.25	30
		CS1936P-2F12	1136	27.14	19.25	36
		CS1942P-2F12	1181	27.14	19.25	42

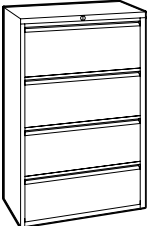
CS19XXP - 3F12 - LATERAL FILES - 3 DRAWERS WITH COUNTERWEIGHT

- Counterweight is standard. Three fixed front drawers.
 - Side-to-side hanging file bars included.
 - Drawers are 12.25" high.
- File cannot be used to store standard three ring binders.
 - Lock included.

	DESCRIPTION	PRODUCT CODE	LIST PRICE	DIMENSIONS/INCHES		
				H	D	W
	Lateral Files - 3 Drawers with Counterweight	CS1930P-3F12	1312	39.52	19.25	30
		CS1936P-3F12	1383	39.52	19.25	36
		CS1942P-3F12	1444	39.52	19.25	42

CS19XXP - 4F12 - LATERAL FILES - 4 DRAWERS WITH COUNTERWEIGHT

- Counterweight is standard. Four fixed front drawers.
 - Side-to-side hanging file bars included.
 - Drawers are 12.25" high.
- File cannot be used to store standard three ring binders.
 - Posting shelf option NOT available.
 - Lock included.

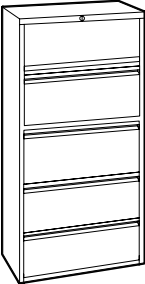
	DESCRIPTION	PRODUCT CODE	LIST PRICE	DIMENSIONS/INCHES		
				H	D	W
	Lateral Files - 4 Drawers with Counterweight	CS1930P-4F12	1675	51.89	19.25	30
		CS1936P-4F12	1754	51.89	19.25	36
		CS1942P-4F12	1888	51.89	19.25	42



CS19XXP - 5F12 - LATERAL FILES - 5 DRAWERS

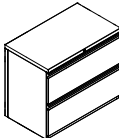
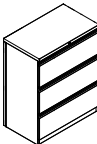

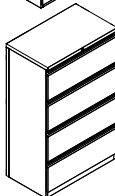
- Four fixed front drawers plus top drawer with receding door and roll-out shelf.
 - Side-to-side hanging file bars included.
 - Drawers are 12.25" high.
- File cannot be used to store standard three ring binders.
 - Posting shelf option NOT available.
 - Lock included.

DESCRIPTION	PRODUCT CODE	LIST PRICE	DIMENSIONS/INCHES		
			H	D	W
Lateral Files - 5 Drawers	CS1930P-5F12	1994	66.39	19.25	30
	CS1936P-5F12	2082	66.39	19.25	36
	CS1942P-5F12	2196	66.39	19.25	42



UULF18P - 12" OPENING LATERAL FILE FIXED FRONT DRAWERS

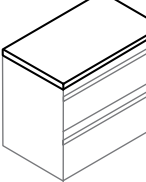
- Fixed front file drawers, top drawer front 11.2"H (interior 10.6"H) bottom drawer front 13.6"H (interior 12.5"H).
 - Locking.
 - Side to side hanging bars included.
- Ships assembled one carton
 - Counterweight (W2) available. Upcharge applies.
 - Individually locking drawers (KID) available. Upcharge applies.

	DESCRIPTION	PRODUCT CODE	LIST PRICE	DIMENSIONS/INCHES		
				H	D	W
	Lateral File - 2 High	UULF20G1830P	1531	28	18	30
		UULF20G1836P	1600	28	18	36
		UULF20G1842P	1689	28	18	42
		Add \$497 for counterweight (W2). Add \$408 for individually locking drawers (KID)				
	Lateral File - 3 High	UULF30G1830P	2006	39.2	18	30
		UULF30G1836P	2107	39.2	18	36
		UULF30G1842P	2230	39.2	18	42
		Add \$480 for counterweight (W2). Add \$822 for individually locking drawers (KID)				
	Lateral File - 4 High	UULF40H1830P	2546	53.6	18	30
		UULF40H1836P	2679	53.6	18	36
		UULF40H1842P	2839	53.6	18	42
		Add \$292 for counterweight (W2). Add \$1229 for individually locking drawers (KID)				
	Lateral File - 5 High	UULF50P1830P	3147	65.6	18	30
		UULF50P1836P	3279	65.6	18	36
		UULF50P1842P	3456	65.6	18	42
		Add \$292 for counterweight (W2). Add \$1643 for individually locking drawers (KID)				



EVT - LATERAL FILE TOPS

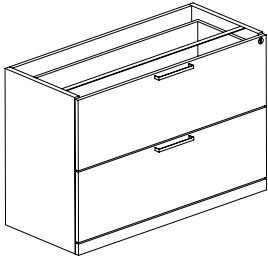
- Note the following abbreviations:
 - T = Thermally-Fused Laminate
- H = High Pressure Laminate
 - Available in standard Evolve finishes.

	DESCRIPTION	PRODUCT CODE	LIST PRICE		DIMENSIONS/INCHES		
			LP	HP	H	D	W
	Lateral File Tops	EVT1830	175	71	1	18	30
		EVT1836	198	83	1	18	36
		EVT1842	239	129	1	18	42
		EVT1860	323	234	1	18	60
		EVT1872	380	247	1	18	72
		EVT1884	530	183	1	18	84
		EVT1890	572	206	1	18	90
		EVT18108	691	267	1	18	108

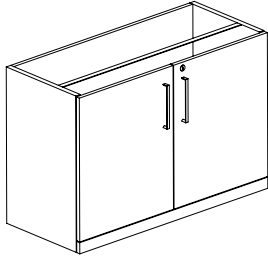
LATERAL FILES FEATURES

- Worksurface supporting lateral files ship without a top
- All lateral files feature drawer interlocking system
- All file drawers come with adjustable rails for legal or letter size hanging folders
- “C” combo lateral includes a pencil tray with one box drawer.
- “C” combo lateral only locks on one side
- Lateral files with doors include one adjustable shelf
- Locks are standard on all units and match pull finish
- File drawers are mounted on full extension ball bearing slides

EVL2L2H - FILE/FILE WORKSURFACE SUPPORTING LATERAL FILE, 18”D & 22”D

DESCRIPTION	PRODUCT CODE	LIST PRICE	DIMENSIONS/INCHES		
			H	D	W
	File/File Worksurface Supporting Pedestal				
	EVL2L2H1830	1809	28	30	18
	EVL2L2H1836	1926	28	36	18
	EVL2L2H1842	2001	28	42	18
	EVL2L2H2230	1862	28	30	22
	EVL2L2H2236	1980	28	36	22
	EVL2L2H2242	2118	28	42	22

EVL2L2D - 2-DOOR WORKSURFACE SUPPORTING LATERAL FILE, 18”D & 22”D

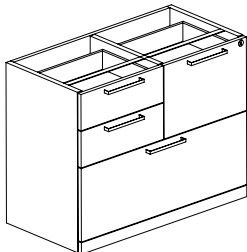
DESCRIPTION	PRODUCT CODE	LIST PRICE	DIMENSIONS/INCHES		
			H	D	W
	2-Door Worksurface Supporting Lateral File				
	EVL2L2D1830	1266	28	30	18
	EVL2L2D1836	1331	28	36	18
	EVL2L2D1842	1464	28	42	18
	EVL2L2D2230	1370	28	30	22
	EVL2L2D2236	1406	28	36	22
	EVL2L2D2242	1619	28	42	22



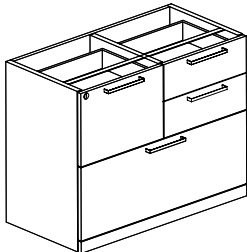
COMBO LATERAL FILES FEATURES

- Worksurface supporting lateral files ship without a top
 - All lateral files feature drawer interlocking system
 - All file drawers come with adjustable rails for legal or letter size hanging folders
 - “C” combo lateral includes a pencil tray with one box drawer.
- “C” combo lateral only locks on one side
 - Locks are standard on all units and match pull finish
 - File drawers are mounted on full extension ball bearing slides

EVL2LCR - RIGHT-HAND WORKSURFACE SUPPORTING COMBO LATERAL FILE, 18”D & 22”D

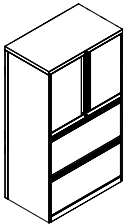
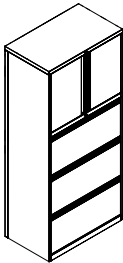
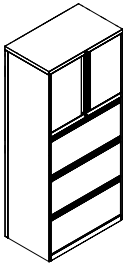
	DESCRIPTION	PRODUCT CODE	LIST PRICE	DIMENSIONS/INCHES		
				H	D	W
	Right-Hand Worksurface Supporting Combo	EVL2LCR1830	2221	28	30	18
	Lateral File	EVL2LCR1836	2588	28	36	18
		EVL2LCR2230	2578	28	30	22
		EVL2LCR2236	2712	28	36	22

EVL2LCL - LEFT-HAND WORKSURFACE SUPPORTING COMBO LATERAL FILE, 18”D & 22”D

	DESCRIPTION	PRODUCT CODE	LIST PRICE	DIMENSIONS/INCHES		
				H	D	W
	2-Door Worksurface Supporting Lateral File	EVL2LCL1830	2221	28	30	18
		EVL2LCL1836	2588	28	36	18
		EVL2LCL2230	2578	28	30	22
		EVL2LCL2236	2712	28	36	22

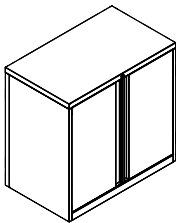
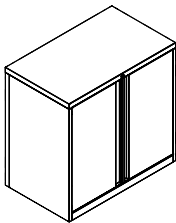
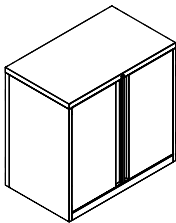
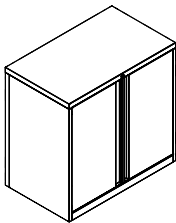
UCCP - 12" OPENING MULTI STORAGE UNIT

- 2 lateral file drawers and storage with hinged doors.
 - 2 Locks per unit is included, (1) for door (1) for drawers.
 - Open shelving with one fixed and two adjustable shelves, Two lateral file drawers.
- Side-to-side hanging file bars included. Locking and full pull handle design.
 - Counterweight (W2) available. Upcharge applies.
 - Individually locking drawers (KID) available. Upcharge applies.

	DESCRIPTION	PRODUCT CODE	LIST PRICE	DIMENSIONS/INCHES		
				H	D	W
	12" Opening Multi Storage Unit - 4 High (50" High)	UUCC41G1830P	3213	49.6	18	30
		UUCC41G1836P	3439	49.6	18	36
		UUCC41G1842P	3702	49.6	18	42
		Add \$292 for counterweight (W2). Add \$408 for individually locking drawers (KID)				
	12" Opening Multi Storage Unit - 4 High (54" High)	UUCC41H1830P	3372	53.6	18	30
		UUCC41H1836P	3606	53.6	18	36
		UUCC41H1842P	3741	53.6	18	42
		Add \$292 for counterweight (W2). Add \$408 for individually locking drawers (KID)				
	12" Opening Multi Storage Unit - 5 High (3 Lateral)	UUCC51C1830P	3750	65.6	18	30
		UUCC51C1836P	4031	65.6	18	36
		UUCC51C1842P	4348	65.6	18	42
		Add \$292 for counterweight (W2). Add \$822 for individually locking drawers (KID)				

UUSC - 12" STORAGE CABINET WITH HINGED DOOR

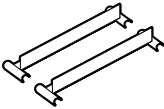
- SC2 - 28" high with 1 shelf.
 - SC3 - 39.2" high with 2 shelves.
 - SC4 - 53.6" high with 3 shelves.
 - SC5 - 65.6" high with 4 shelves.
- Shelves are height adjustable.
 - Lock is included.

	DESCRIPTION	PRODUCT CODE	LIST PRICE	DIMENSIONS/INCHES		
				H	D	W
	12" Storage Cabinet with Hinged Door - 2 High (WS Supporting)	UUSC21G1830P	1257	28	18	30
		UUSC21G1836P	1399	28	18	36
		UUSC21G1842P	1524	28	18	42
	12" Storage Cabinet with Hinged Door - 3 High	UUSC31G1830P	1551	39.2	18	30
		UUSC31G1836P	1759	39.2	18	36
		UUSC31G1842P	1945	39.2	18	42
	12" Storage Cabinet with Hinged Door - 4 High	UUSC41H1830P	1872	53.6	18	30
		UUSC41H1836P	2090	53.6	18	36
		UUSC41H1842P	2314	53.6	18	42
	12" Storage Cabinet with Hinged Door - 5 High	UUSC51C1830P	2112	65.6	18	30
		UUSC51C1836P	2368	65.6	18	36
		UUSC51C1842P	2622	65.6	18	42



FRONT TO BACK FILE BAS

- Includes two bars
- Finish in eco-grey.

	DESCRIPTION	PRODUCT CODE	LIST PRICE	DIMENSIONS/INCHES		
				H	D	W
	Cross File Bars	UULFA0718	34	1	17.3	1

HANGING FILE BARS

- One pair. Grey.
- For 30", 36" or 42" widths.
- Included in standard product.

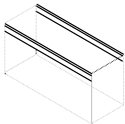
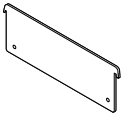
	DESCRIPTION	PRODUCT CODE	LIST PRICE	DIMENSIONS/INCHES		
				H	D	W
	Hanging File Bars	UULFA01	64	275	.5	1.3
	Pair	UULFA02	64	33.5	.5	1.3
		UULFA03	64	39.5	.5	1.3

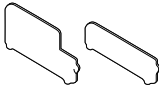
PLATE DIVIDERS

- Three per package.
- For use with Prime series lateral files.

	DESCRIPTION	PRODUCT CODE	LIST PRICE	DIMENSIONS/INCHES		
				H	D	W
	Plate Dividers, 18D	UULFA1018	67	7.25	.2	13.25

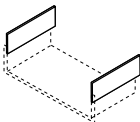
HALF HEIGHT DIVIDER PLATES

- Three per package.
- For use with Prime series lateral files.

	DESCRIPTION	PRODUCT CODE	LIST PRICE	DIMENSIONS/INCHES		
				H	D	W
	Half Height divider plates, 18D	UULFA2418	67	3.95	.5	13.5


EDP ADAPTER

- One pair. Grey.
- Extends side height of lateral file drawers by 1"

	DESCRIPTION	PRODUCT CODE	LIST PRICE	DIMENSIONS/INCHES		
				H	D	W
	EDP adapters	UULFA2018	65	2.65	.15	16.5

ADDITIONAL KEY

- For Prime series files.

	DESCRIPTION	PRODUCT CODE	LIST PRICE	DIMENSIONS/INCHES		
				H	D	W
	Additional Key	UUKY	19			

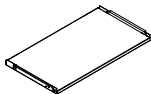
REPLACEMENT LOCK AND KEY

- For Prime series files.

	DESCRIPTION	PRODUCT CODE	LIST PRICE	DIMENSIONS/INCHES		
				H	D	W
	Lock and Key	UUKC	55			

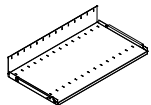
EXTRA CABINET SHELF, NON SLOTTED

- For Prime series files.

	DESCRIPTION	PRODUCT CODE	LIST PRICE	DIMENSIONS/INCHES		
				H	D	W
	Cabinet Shelf - Non Slotted	UUSA11830	435	.8	16	28.4
		UUSA11836	488	.8	16	34.4
		UUSA11842	512	.8	16	40.4

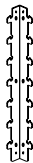
EXTRA CABINET SHELF, SLOTTED

- For Prime series files.

	DESCRIPTION	PRODUCT CODE	LIST PRICE	DIMENSIONS/INCHES		
				H	D	W
	Cabinet Shelf - Slotted	UUSA21830	512	5.25	16	28.4
		UUSA21836	595	5.25	16	34.4
		UUSA21842	631	5.25	16	40.4

EVHPB - PEDESTAL BRACKET

- Attaches to back edge of a pedestal and connects a pedestal to panel connector.
- Available in standard paint colors.

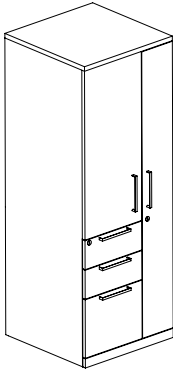
	DESCRIPTION	PRODUCT CODE	LIST PRICE	DIMENSIONS/INCHES		
				H		
	Pedestal Bracket	EVHPB1	39		11	



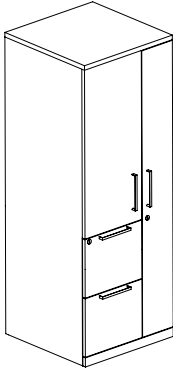
STORAGE TOWERS W/CUPBOARD

- Storage tower with cupboard above FF or BBF and wardrobes will lock only the wardrobe and drawers
- Storage towers with wardrobe include a coat rod
- Locks are standard on all units and match pull finish

EVL2TWBBF2DL - STORAGE TOWER W/CUPBOARD, BOX/BOX/FILE, RIGHT & LEFT HAND

DESCRIPTION	PRODUCT CODE	LIST PRICE	DIMENSIONS/INCHES		
			H	D	W
 <p>Right Hand Shown</p>	Storage Tower w/Cupboard, Box/Box/File,	EVL2TWBBF2DL4224	2772	42	24
		EVL2TWBBF2DL4824	2772	48	24
		EVL2TWBBF2DL5424	2867	54	24
		EVL2TWBBF2DL6624	3213	66	24
		EVL2TWBBF2DR4224	2772	42	24
		EVL2TWBBF2DR4824	2772	48	24
		EVL2TWBBF2DR5424	2867	54	24
		EVL2TWBBF2DR6624	3213	66	24

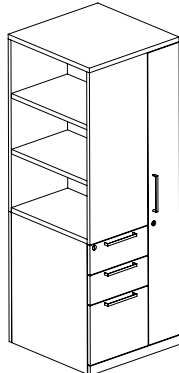
EVL2TW2F2DL - STORAGE TOWER W/CUPBOARD, FILE/FILE, RIGHT & LEFT HAND

DESCRIPTION	PRODUCT CODE	LIST PRICE	DIMENSIONS/INCHES		
			H	D	W
 <p>Right Hand Shown</p>	Storage Tower w/Cupboard, File/File	EVL2TW2F2DL4224	2668	42	24
		EVL2TW2F2DL4824	2668	48	24
		EVL2TW2F2DL5424	2741	54	24
		EVL2TW2F2DL6624	3072	66	24
		EVL2TW2F2DR4224	2668	42	24
		EVL2TW2F2DR4824	2668	48	24
		EVL2TW2F2DR5424	2741	54	24
		EVL2TW2F2DR6624	3072	66	24

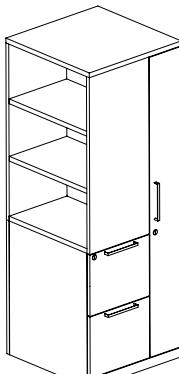
STORAGE TOWERS W/SIDE ACCESS

- Storage tower with cupboard above FF or BBF and wardrobes will lock only the wardrobe and drawers
- Storage towers with wardrobe include a coat rod
- Locks are standard on all units and match pull finish

EVL2TWBBFDOL - STORAGE TOWER W/SIDE ACCESS, BOX/BOX/FILE, RIGHT & LEFT HAND

	DESCRIPTION	PRODUCT CODE	LIST PRICE	DIMENSIONS/INCHES		
				H	D	W
 Right Hand Shown	Storage Tower w/Side Access, Box/Box/File,	EVL2TWBBFDOL4224	2551	42	24	24
		EVL2TWBBFDOL4824	2551	48	24	24
		EVL2TWBBFDOL5424	2618	54	24	24
		EVL2TWBBFDOL6624	2911	66	24	24
		EVL2TWBBFDOR4224	2551	42	24	24
		EVL2TWBBFDOR4824	2551	48	24	24
		EVL2TWBBFDOR5424	2618	54	24	24
		EVL2TWBBFDOR6624	2911	66	24	24

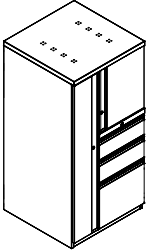
EVL2TW2FDOL - STORAGE TOWER W/SIDE ACCESS, FILE/FILE, RIGHT & LEFT HAND

	DESCRIPTION	PRODUCT CODE	LIST PRICE	DIMENSIONS/INCHES		
				H	D	W
 Right Hand Shown	Storage Tower w/Side Access, File/File,	EVL2TW2FDOL4224	2463	42	24	24
		EVL2TW2FDOL4824	2463	48	24	24
		EVL2TW2FDOL5424	2536	54	24	24
		EVL2TW2FDOL6624	2831	66	24	24
		EVL2TW2FDOR4224	2464	42	24	24
		EVL2TW2FDOR4824	2464	48	24	24
		EVL2TW2FDOR5424	2536	54	24	24
		EVL2TW2FDOR6624	2831	66	24	24



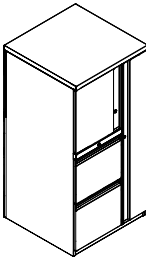
UUSLF - PRIME SERIES BOX/BOX/FILE STORAGE TOWER

- Wardrobe right side/right hand unit; wardrobe left side/left hand unit - indicated by last character of model number.
 - Wardrobe section includes top shelf and coat bar.
 - Hinged door compartment of 50"H and 54"H includes one adjustable shelf; 66"H includes two adjustable open shelves.
- Box-Box-File configuration.
 - Wardrobe section includes top perforations for ventilation.
 - Three locks included - wardrobe door, hinged door shelving compartment and drawers.
 - Ships assembled one carton.

	DESCRIPTION	PRODUCT CODE	LIST PRICE	DIMENSIONS/INCHES		
				H	D	W
	Prime Series Box/Box File Storage Tower - 50" High	UUSLF4G24BCPL	3420	49.6	24	24
		UUSLF4G24BCPR	3420	49.6	24	24
	Prime Series Box/Box File Storage Tower - 54" High	UUSLF4H24BCPL	3420	53.6	24	24
		UUSLF4H24BCPR	3420	53.6	24	24
	Prime Series Box/Box/File Storage Tower - 65 7/8" High	UUSLF5024BCPL	3341	65.6	24	24
		UUSLF5024BCPR	3341	65.6	24	24

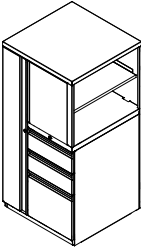
UUSLF - PRIME SERIES FILE/FILE STORAGE TOWER

- Wardrobe right side/right hand unit; wardrobe left side/left hand unit - indicated by last character of model number.
 - Wardrobe section includes top shelf and coat bar.
 - Hinged door compartment of 50"H and 54"H includes one adjustable shelf; 66"H includes two adjustable open shelves.
- File-File drawer configuration.
 - Wardrobe section includes top perforations for ventilation.
 - Three locks included - wardrobe door, hinged door shelving compartment and drawers.
 - Ships assembled one carton.

	DESCRIPTION	PRODUCT CODE	LIST PRICE	DIMENSIONS/INCHES		
				H	D	W
	Prime Series File/ File Storage Tower - 50" High	UUSLF4G24FCPL	3420	49.6	24	24
		UUSLF4G24FCPR	3420	49.6	24	24
	Prime Series File/File Storage Tower - 54" High	UUSLF4H24FCPL	3420	53.6	24	24
		UUSLF4H24FCPR	3420	53.6	24	24
	Prime Series File/File Storage Tower - 65 7/8" High	UUSLF5024FCPL	3575	65.6	24	24
		UUSLF5024FCPR	3575	65.6	24	24

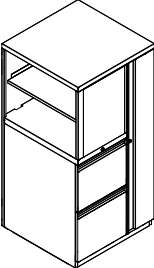
UUSLS - PRIME SERIES SIDE OPENING BOX/BOX/FILE STORAGE TOWER

- Wardrobe right side/right hand unit; wardrobe left side/left hand unit - indicated by last character of model number.
 - Wardrobe section includes top shelf and coat bar.
 - 50"H and 54"H include open side shelf with one adjustable shelf; 66"H includes open side shelf with two adjustable shelves.
- Box-box-file drawer configuration.
 - Wardrobe section includes top perforations for ventilation.
 - Two locks included - wardrobe door and drawers.
 - Ships assembled one carton.

	DESCRIPTION	PRODUCT CODE	LIST PRICE	DIMENSIONS/INCHES		
				H	D	W
	Prime Series Side Opening	UUSLS4G2424BOPL	3597	50	24	24
	Box/Box/File Storage Tower - 50" High	UUSLS4G2424BOPR	3597	50	24	24
	Prime Series Side Opening	UUSLS4H2424BOPL	3779	54	24	24
	Box/Box/File Storage Tower - 54" High	UUSLS4H2424BOPR	3779	54	24	24
	Prime Series Side Opening	UUSLS502424BOPL	3841	65.875	24	24
	Box/Box/File Storage Tower - 65 7/8" High	UUSLS502424BOPR	3841	65.875	24	24

UUSLS - PRIME SERIES SIDE OPENING FILE/FILE STORAGE TOWER

- Wardrobe right side/right hand unit; wardrobe left side/left hand unit - indicated by last character of model number.
 - Wardrobe section includes top shelf and coat bar.
 - 50"H and 54"H include open side shelf with one adjustable shelf; 66"H includes open side shelf with two adjustable shelves.
- File-file drawer configuration.
 - Wardrobe section includes top perforations for ventilation.
 - Two locks included - wardrobe door and drawers.
 - Ships assembled one carton.

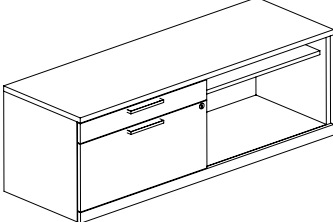
	DESCRIPTION	PRODUCT CODE	LIST PRICE	DIMENSIONS/INCHES		
				H	D	W
	Prime Series Side Opening	UUSLS4G2424FOPL	3757	50	24	24
	File/File Storage Tower - 50" High	UUSLS4G2424FOPR	3757	50	24	24
	Prime Series Side Opening	UUSLS4H2424FOPL	3779	54	24	24
	File/File Storage Tower - 54" High	UUSLS4H2424FOPR	3779	54	24	24
	Prime Series Side Opening	UUSLS502424FOPL	3841	65.875	24	24
	File/File Storage Tower - 65 7/8" High	UUSLS502424FOPR	3841	65.875	24	24



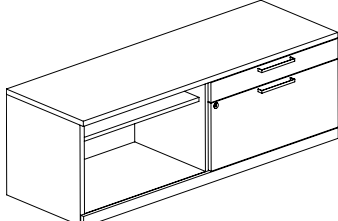
CREDENZA, BOX/FILE AND OPEN

- All lateral files feature drawer interlocking system
 - All file drawers come with adjustable rails for legal or letter size hanging folders
 - Locks are standard on all units and match pull finish
 - File drawers are mounted on full extension ball bearing slides
- B/F Drawer Width -- 24”w on 48”w unit, 30”w on 54”w and 60”w units, 36”w on 66”w and 72”w units
 - Two credenza spacers may be installed between a worksurface and credenza for support

EVL2CRBF0 - BOX/FILE/OPEN CREDENZA, 20”H

DESCRIPTION	PRODUCT CODE	LIST PRICE	DIMENSIONS/INCHES		
			H	D	W
<div>Box/File/Open Credenza</div> 	EVL2CRBF02048	2162	20	48	20
	EVL2CRBF02054	2361	20	54	20
	EVL2CRBF02060	2508	20	60	20
	EVL2CRBF02066	2632	20	66	20
	EVL2CRBF02072	2728	20	72	20

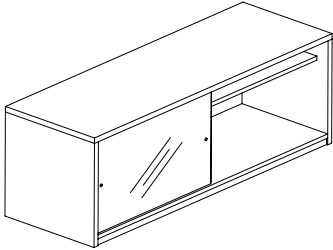
EVL2CROBF - OPEN/BOX/FILE CREDENZA, 20”H

DESCRIPTION	PRODUCT CODE	LIST PRICE	DIMENSIONS/INCHES		
			H	D	W
<div>Open/Box/File Credenza</div> 	EVL2CROBF2048	2162	20	48	20
	EVL2CROBF2054	2361	20	54	20
	EVL2CROBF2060	2508	20	60	20
	EVL2CROBF2066	2632	20	66	20
	EVL2CROBF2072	2728	20	72	20

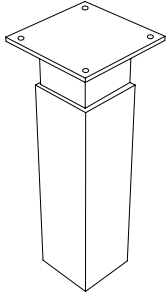
CREDENZA, SLIDING GLASS DOOR

- Sliding Door Credenzas are split evenly so door may cover either side
- Sliding door credenzas do not lock
- Two credenza spacers may be installed between a worksurface and credenza for support

EVL2CRGSD - SLIDING GLASS DOOR CREDENZA, 20"H

DESCRIPTION	PRODUCT CODE	LIST PRICE	DIMENSIONS/INCHES		
			H	D	W
 Sliding Glass Door Credenza	EVL2CRGSD2048	2895	20	48	20
	EVL2CRGSD2060	3182	20	60	20
	EVL2CRGSD2072	3482	20	72	20

EVWSSL - CREDENZA TO WORKSURFACE SPACER

DESCRIPTION	PRODUCT CODE	LIST PRICE	DIMENSIONS/INCHES		
			H	D	W
 Credenza to Worksurface Spacer	EVWSSL08	83	8	3	3



SO#		PO#		TAG#		DATE			
KEY#	SETS REQ'D	KEY#	SETS REQ'D	KEY#	SETS REQ'D	KEY#	SETS REQ'D	KEY#	SETS REQ'D
401		431		461		491		521	
402		432		462		492		522	
403		433		463		493		523	
404		434		464		494		524	
405		435		465		495		525	
406		436		466		496		526	
407		437		467		497		527	
408		438		468		498		528	
409		439		469		499		529	
410		440		470		500		530	
411		441		471		501		531	
412		442		472		502		532	
413		443		473		503		533	
414		444		474		504		534	
415		445		475		505		535	
416		446		476		506		536	
417		447		477		507		537	
418		448		478		508		538	
419		449		479		509		539	
420		450		480		510		540	
421		451		481		511		541	
422		452		482		512		542	
423		453		483		513		543	
424		454		484		514		544	
425		455		485		515		545	
426		456		486		516		546	
427		457		487		517		547	
428		458		488		518		548	
429		459		489		519		549	
430		460		490		520		550	

401 - 430 =	431 - 460 =	461 - 490 =	491 - 520 =	521 - 550 =
-------------	-------------	-------------	-------------	-------------

Total:

NOTE : If Key Alike Instructions are not submitted to EVOLVE with the Customer's Purchase Order, all components will be keyed randomly.

