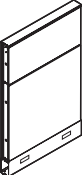
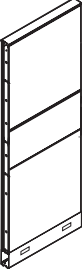


EVPFA - Fabric Acoustic Panel

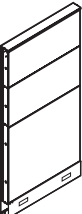
- Individual fabric-covered acoustic modules incorporated into a solid steel frame.
- Opposite sides of each module may have a different fabric within the same grade at no upcharge.
- If different grades of fabric are used on one panel, the entire panel must be priced at highest grade.
- A low profile top cap is included. It allows for storage of up to six (6) Cat 5 data cables.

	DESCRIPTION	PRODUCT CODE	LIST PRICE		DIMENSIONS/INCHES		
			Gr1	Gr2	H	W	D
	Fabric Acoustic Panel - 42" Module	EVPFA4224	257	275	42	24	2 7/8
		EVPFA4236	321	346	42	36	2 7/8
		EVPFA4242	366	394	42	42	2 7/8
		EVPFA4248	394	428	42	48	2 7/8

	Fabric Acoustic Panel - 66" Module	EVPFA6624	353	384	66	24	2 7/8
		EVPFA6636	460	503	66	36	2 7/8
		EVPFA6642	518	566	66	42	2 7/8

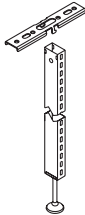
EVPFP - Fabric Acoustic Panel - Premium

- Individual fabric-covered acoustic modules incorporated into a solid steel frame.
- Premium panels incorporate 12" high acoustic modules above the 30" base section.
- Opposite sides of each module may have a different fabric within the same grade at no upcharge.
- If different grades of fabric are used on one panel, the entire panel must be priced at the highest grade.
- A low profile top cap is included. It allows for storage of up to six (6) Cat 5 data cables.

	DESCRIPTION	PRODUCT CODE	LIST PRICE		DIMENSIONS/INCHES		
			Gr1	Gr2	H	W	D
	Fabric Acoustic Panel - 54" Module	EVPFP5424	325	349	54	24	2 7/8
		EVPFP5436	423	456	54	36	2 7/8
		EVPFP5442	477	516	54	42	2 7/8
		EVPFP5448	510	554	54	48	2 7/8

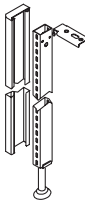
EVPIC - Inline Panel Connector

- Used to connect two panels of equal height in a straight run.
- Provides slotted support for worksurfaces and hang-on storage components.

	DESCRIPTION	PRODUCT CODE	LIST PRICE	DIMENSIONS/INCHES	
				H	W
	Inline Panel Connector	EVPIC42	51	42	2
		EVPIC54	56	54	2
		EVPIC66	62	60	2

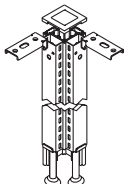
EVPER - End-of-Run Post Kit (Wall Mountable)

- Used at end of each panel run and can be used to attach a panel run to a fixed wall.
- Adds 1" to the width of a panel run.
- Provides slotted support for worksurfaces and hang-on storage components.
- Includes slotted post with levelling glide, connection hardware and trim kit.
- Can be attached to face of another panel to provide off-modular panel connection.

	DESCRIPTION	PRODUCT CODE	LIST PRICE	DIMENSIONS/INCHES	
				H	W
	End-of-Run Post Kit (Wall Mountable)	EVPER42	62	42	2
		EVPER54	75	54	2
		EVPER66	83	66	2

EVPCP2 - Two-Way Corner Post

- Attaches two panels of equal height in 90° configuration.
- Adds 2 1/2" to the width of a panel run.
- Provides slotted support for worksurfaces and hang-on storage components.
- Includes corner post, two slotted connectors with levelling glides, connecting hardware and trim kit.

	DESCRIPTION	PRODUCT CODE	LIST PRICE	DIMENSIONS/INCHES	
				H	W
	Two-Way Corner Post	EVPCP242	129	42	5
		EVPCP254	159	54	5
		EVPCP266	189	66	5

EVPCP3 - Three-Way Corner Post

- Attaches three panels of equal height in a "T" configuration.
- Adds 2 1/8" to the width of a panel run.
- Provides slotted support for worksurfaces and hang-on storage components.
- Includes corner post, three slotted connectors with levelling glides, connecting hardware and trim kit.

	DESCRIPTION	PRODUCT CODE	LIST PRICE	DIMENSIONS/INCHES	
				H	W
	Three-Way Corner Post	EVPCP342	171	42	5
		EVPCP354	207	54	5
		EVPCP366	245	66	5

EVPCP4 - Four-Way Corner Post

- Attaches four panels of equal height in an "X" configuration.
- Adds 2 1/8" to the width of a panel run.
- Provides slotted support for worksurfaces and hang-on storage components.
- Includes corner post, four slotted connectors with levelling glides, connecting hardware top cap.

	DESCRIPTION	PRODUCT CODE	LIST PRICE	DIMENSIONS/INCHES	
				H	W
	Four-Way Corner Post	EVPCP442	202	42	5
		EVPCP454	243	54	5
		EVPCP466	285	66	5

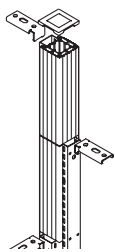
EVVP2 - Two-Way Variable Height Post

- Attaches two panels of different heights at a corner.
- Adds 2 1/8" to the width of a panel run.
- Specify the corner post height that matches the tallest panel attached to the post face.
- Provides slotted support for worksurfaces and hang-on storage components.
- Includes corner post, two slotted connectors with levelling glides, connecting hardware and trim kit.

	DESCRIPTION	PRODUCT CODE	LIST PRICE	DIMENSIONS/INCHES	
				H	W
	Two-Way Variable Height Post	EVVP254	159	54	5
		EVVP266	189	66	5

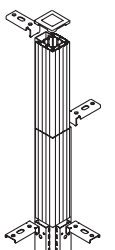
EVPVP3 - Three-Way Variable Height Post

- Attaches three panels of different height in a "T" configuration.
- Adds 2 7/8" to the width of a panel run.
- Specify the corner post height that matches the tallest panel attached to the post face.
- Provides slotted support for worksurfaces and hang-on storage components.
- Includes corner post, three slotted connectors with levelling glides, connecting hardware and trim kit.

	DESCRIPTION	PRODUCT CODE	LIST PRICE	DIMENSIONS/INCHES	
				H	W
	Three-Way Variable Height Post	EVPVP354	207	54	5
		EVPVP366	245	66	5

EVPVP4 - Four-Way Variable Height Post

- Attaches four panels of different height in a "X" configuration.
- Adds 2 7/8" to the width of a panel run.
- Specify the corner post height that matches the tallest panel attached to the post face.
- Provides slotted support for worksurfaces and hang-on storage components.
- Includes corner post, four slotted connectors with levelling glides, connecting hardware and trim kit.

	DESCRIPTION	PRODUCT CODE	LIST PRICE	DIMENSIONS/INCHES	
				H	W
	Four-Way Variable Height Post	EVPVP454	243	54	5
		EVPVP466	285	66	5