






Chatham



Chatham's multi-tilter mechanism allows the user to adjust for individualized comfort. Standard with pneumatic seat height adjustment, forward and rearward seat tilt, infinite tilt lock, a ratchet-style back height and freefloating back control. Decorative outer back shell and kidney-shaped urethane teardrop armrests complement this series. Cover photography features models EV9960, EV9961 and EV9962 in JS08 Cardinal (Jasmine Gr. 3).

MODEL	DESCRIPTION	DIMENSIONS / INCHES			SEAT HEIGHT
		W	D	H	
 EV9960	High Back Multi-Tilter High back multi-tilter with decorative outer back shell, ratchet-style back height adjustment, back angle and pneumatic seat height adjustment, forward and rearward seat tilt with infinite tilt lock, freefloating back control, height-adjustable arms with kidney-shaped urethane teardrop armrests and a five-legged, oversized, injection molded "spider" base.	24 1/2	23 1/2	42	16 - 20
 EV9961	Medium Back Multi-Tilter Medium back multi-tilter with decorative outer back shell, ratchet-style back height adjustment, back angle and pneumatic seat height adjustment, forward and rearward seat tilt with infinite tilt lock, freefloating back control, height-adjustable arms with kidney-shaped urethane teardrop armrests and a five-legged, oversized, injection molded "spider" base.	24 1/2	24	38	16 1/2 - 20 1/2
 EV9962	Armchair Round tube cantilever base with synthetic waterfall armrests.	22 1/2	26	36	17

the United States, Canada and elsewhere. Specifications are correct at time of printing. Printed in Canada. Creative / Global Design Center 160301

© 2000. ®, ™ Trade Marks. Evolve Furniture Group. These products may be covered by one or more issued patents or pending patent applications in